

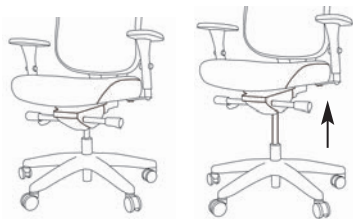
# RIKA | How to operate when seated

## 4-Way Adjustable Arms

To adjust the arm height up or down, press the button on the outside of the vertical arm connected to the arm pad. Release the button at desired height. To move the arm forward and backward or to pivot an arm pad inward or outward, just move the pad to desired position (i.e., no control button to operate).

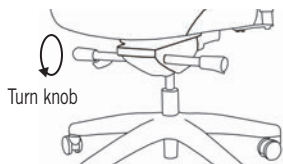
## Raise and Lower Seat Height Adjustment

Pneumatic seat-height mechanism accommodates a wide range of users. To raise the seat, lift your weight off the seat and pull up on the lever underneath the right side of the chair; release the lever when seat reaches desired height. To lower the seat, lift the lever up while seated; release lever when seat reaches desired height.



## Recline Tilt Tension Adjustment

This function is designed to increase or decrease the resistance of the chair's backward tilt. The tilt tensioner is underneath the chair on the right side. To tighten tension, first pull the knob out then turn it clockwise (toward the "+" symbol). To loosen tension, pull the knob out then turn it counterclockwise (toward the "-" symbol).



## Adjustable Headrest

Firmly push up or down for height adjustment. Easily pivots to meet any comfort zone.

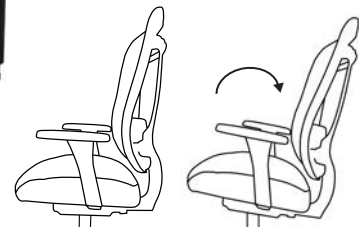
## Adjustable Lumbar Support

This feature is designed for increased ergonomic back support. With one or both hands, slide the lumbar support mechanism on the back of the chair up or down to individual comfort level. The adjusters lock automatically.

## Recline or Tilt 4-Way Tilt Lock

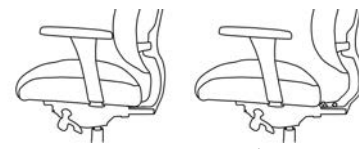
To adjust the reclining tilting feature, turn the lever underneath the left side of the chair counterclockwise. Then move the back of the chair to your desired position and turn the lever clockwise to lock into desired position.

The back can be locked into four positions or left unlocked so you can "free float" or rock.




## Seat Depth Adjustment

This feature is designed to accommodate users of different leg lengths. To move seat to desired position, lift lever under the left side of the chair up and slide the seat either forward or backward. Release lever at desired position.



QUESTIONS? 877.263.5737 • [www.buzzseating.com](http://www.buzzseating.com)



## FEATURES:

- Adjustable lumbar support
- 4-way adjustable arms
- Back-and-seat tilt synchronization
- Genuine leather seat
- Breathable black mesh back